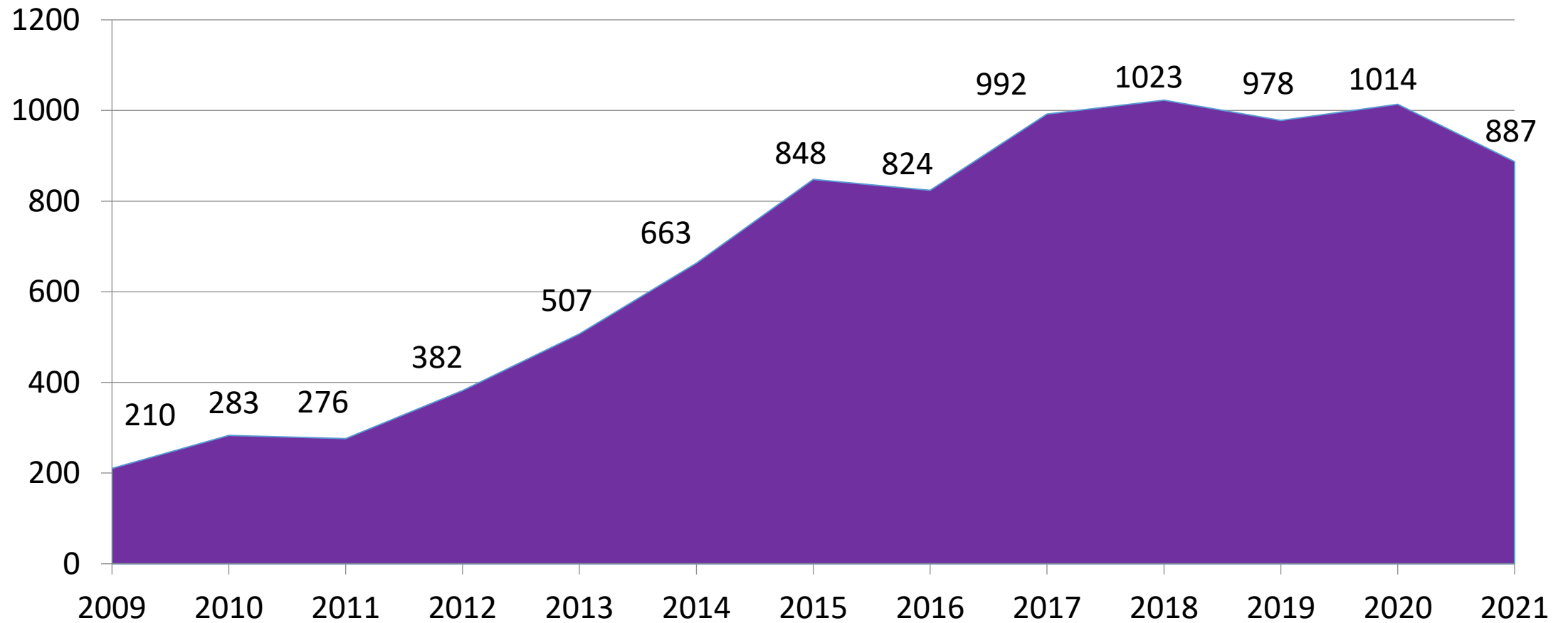


Advanced Placement Report 2009-2021

Phoenixville Area High School
Phoenixville Area School District
Phoenixville, Pennsylvania

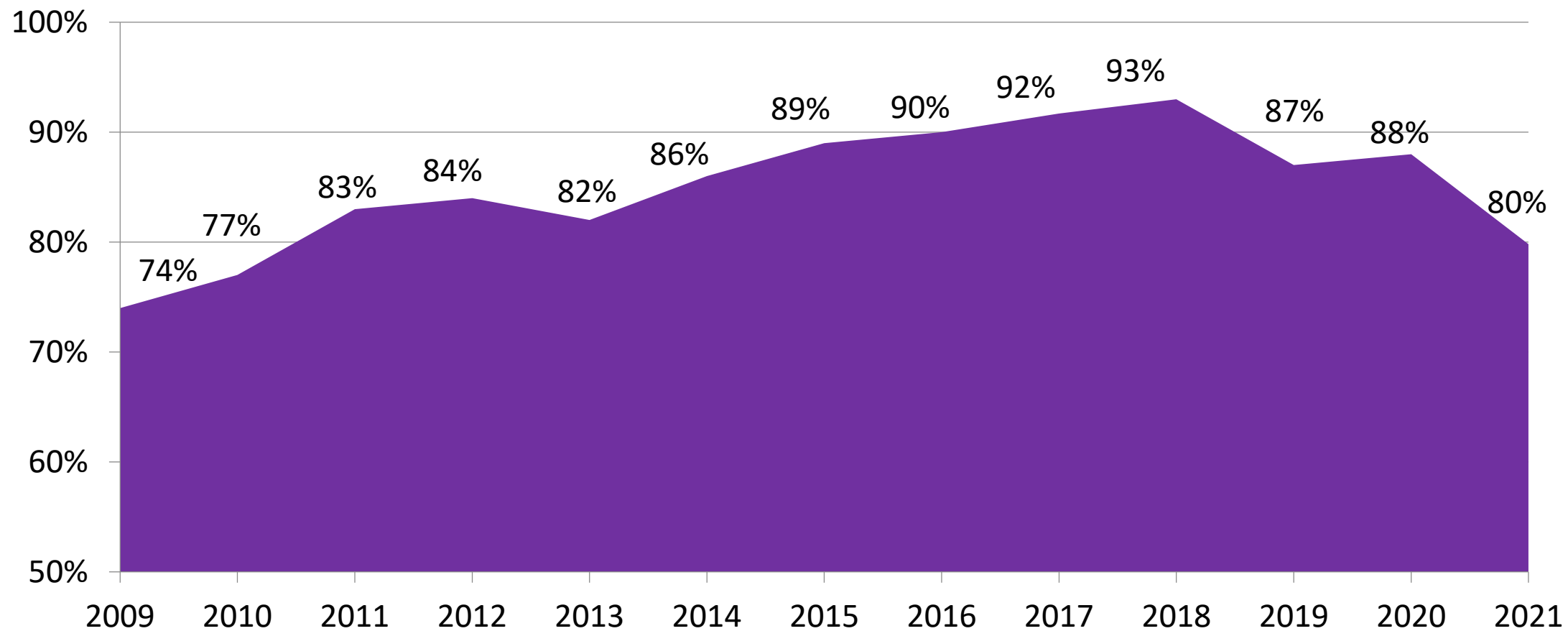
AP Exams Administered



Percentage Who Took Exam (Sit Rate)

Year	Enrolled	Tested	Percentage
2009	285	210	74%
2010	369	283	77%
2011	331	276	83%
2012	454	382	84%
2013	619	507	82%
2014	767	663	86%
2015	957	848	89%
2016	918	824	90%
2017	1082	992	91.7%
2018	1100	1023	93%
2019	1129	978	86.6%
2020	1159	1,014	87.5%
2021	1115	887	79.6%

Percentage



2021 AP Results by Subject Area (1)

		% Scores 3 or higher			Mean Scores		
Subject	# PAHS Testers	PAHS	PA	Global	PAHS	PA	Global
Art & Design (2D)	2	100	90.6	87.7	3.50	3.50	3.41
Biology	33	69.7	66.7	59.2	3.24	2.99	2.83
Calculus AB	40	45.0	56.4	51.0	2.63	2.95	2.77
Calculus BC	48	91.7	81.3	75.3	4.21	3.81	3.62
Chemistry	24	54.2	56.4	51.3	2.42	2.82	2.66
Computer Science A	13	76.9	68.3	65.1	3.23	3.21	3.12

2021 AP Results by Subject Area (2)

		% Scores 3 or higher			Mean Scores		
Subject	# PAHS Testers	PAHS	PA	Global	PAHS	PA	Global
Computer Science Principles	42	59.5	74.4	66.5	2.76	3.21	2.99
English Language & Culture	89	78.7	68.5	57.7	3.42	3.12	2.86
English Literature & Composition	56	58.9	51.1	43.9	2.75	2.65	2.47
Environmental Science	27	48.1	60.7	50.3	2.89	2.96	2.67
European History	22	86.4	61.5	54.6	3.73	3.00	2.82

2021 AP Results by Subject Area (3)

		% Scores 3 or higher			Mean Scores		
Subject	# PAHS Testers	PAHS	PA	Global	PAHS	PA	Global
French Language & Culture	4	75.0	79.1	70.9	3.00	3.21	3.12
German Language & Culture	2	0.00	68.6	64.7	2.00	3.11	3.08
Latin	0						
Macroeconomics	20	60.0	65.0	51.4	2.80	3.19	2.74
Microeconomics	29	55.2	64.9	56.2	3.00	3.13	2.96

2021 AP Results by Subject Area (4)

		% Scores 3 or higher			Mean Scores		
Subject	# PAHS Testers	PAHS	PA	Global	PAHS	PA	Global
Music Theory	1	100.0	67.3	61.2	5.00	3.17	3.03
Physics I	35	77.1	43.8	42.2	3.09	2.46	2.41
Physics C: Electricity & Magnetism	13	100.0	69.6	69.6	4.31	3.48	3.45
Physics C: Mechanics	20	90.0	74.0	73.5	4.25	3.36	3.38
Psychology	66	28.8	59.0	53.3	1.89	2.88	2.71
Research	11	72.7	87.5	81.5	3.18	3.47	3.30

2021 AP Results by Subject Area (5)

		% Scores 3 or higher			Mean Scores		
Subject	# PAHS Testers	PAHS	PA	Global	PAHS	PA	Global
Seminar	15	93.3	93.4	85.0	3.67	3.48	3.22
Spanish Language & Culture	88	62.5	79.5	79.4	3.13	3.32	3.39
Spanish Literature & Culture	0						
Statistics	48	64.6	66.5	57.9	3.08	3.09	2.85
U.S. Government & Politics	99	54.5	57.9	50.4	2.98	2.85	2.62
U.S. History	71	53.5	53.8	47.2	2.69	2.72	2.52
World History Modern	49	67.3	65.7	52.2	3.00	3.09	2.71

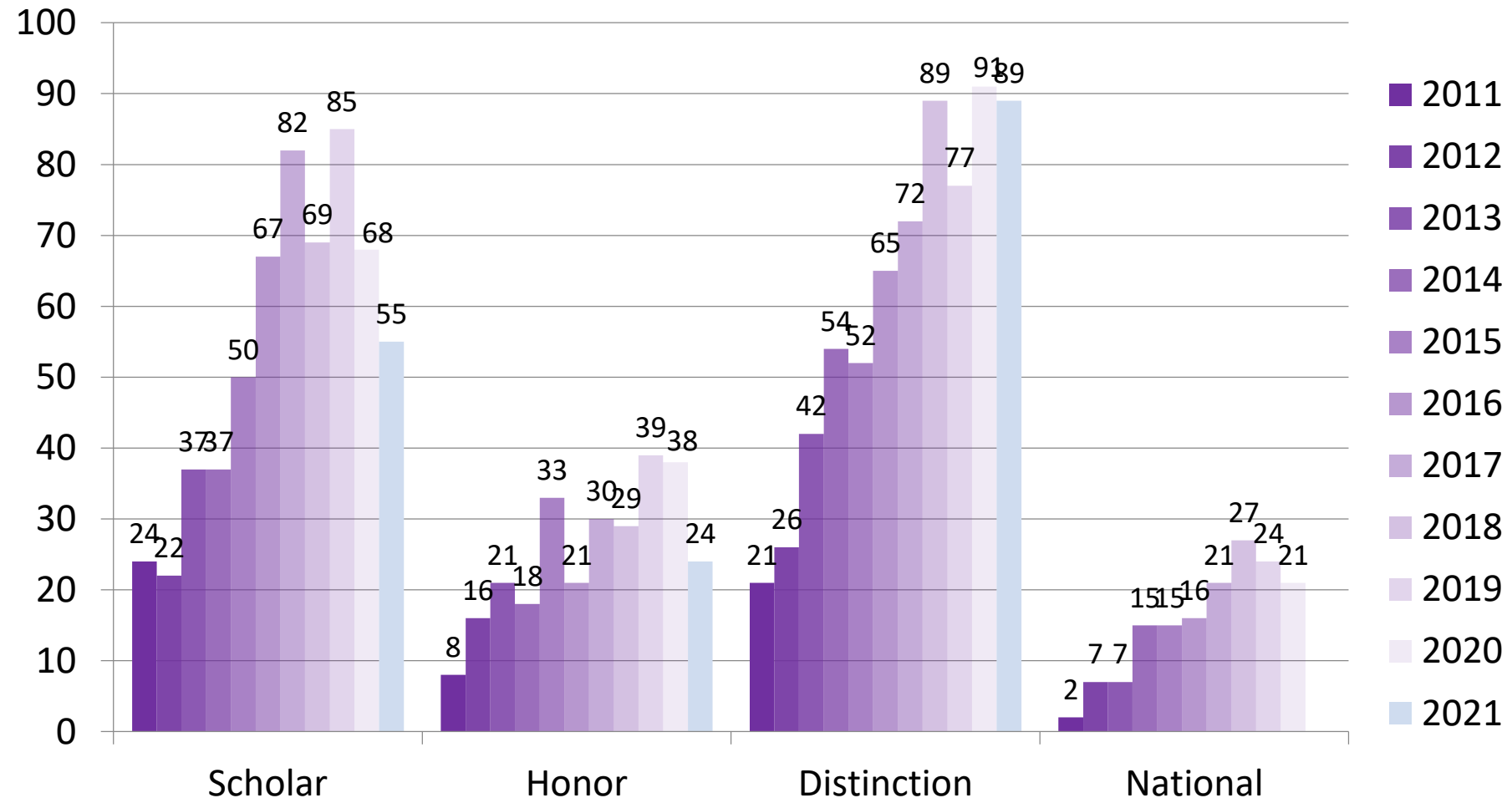
2021 AP Scholars

AP Scholar Students who score a 3 or higher on 3 + AP Exams	3.00	55
AP Scholar with Honor Average score of 3.25 on all AP Exams taken, and scores of 3 or higher on four or more of these exams	3.40	24
AP Scholar with Distinction Average score of at least 3.5 on all AP Exams taken, and scores of 3 or higher on five or more of these exams	4.16	89
National AP Scholar Granted to students in the United States who receive an average score of at least 4 on all AP Exams taken, and scores of 4 or higher on eight or more of these exams	Discontinued	
AP International Diploma Granted to students in the United States applying to universities outside the country, who receive a 3 or higher on 5 or more AP exams.		0
AP Capstone Diploma Students who earn scores of 3 or higher in AP Seminar and AP Research and on four additional AP Exams of their choosing receive the AP Capstone Diploma™.	3.90	8

2011-2021 AP Scholars

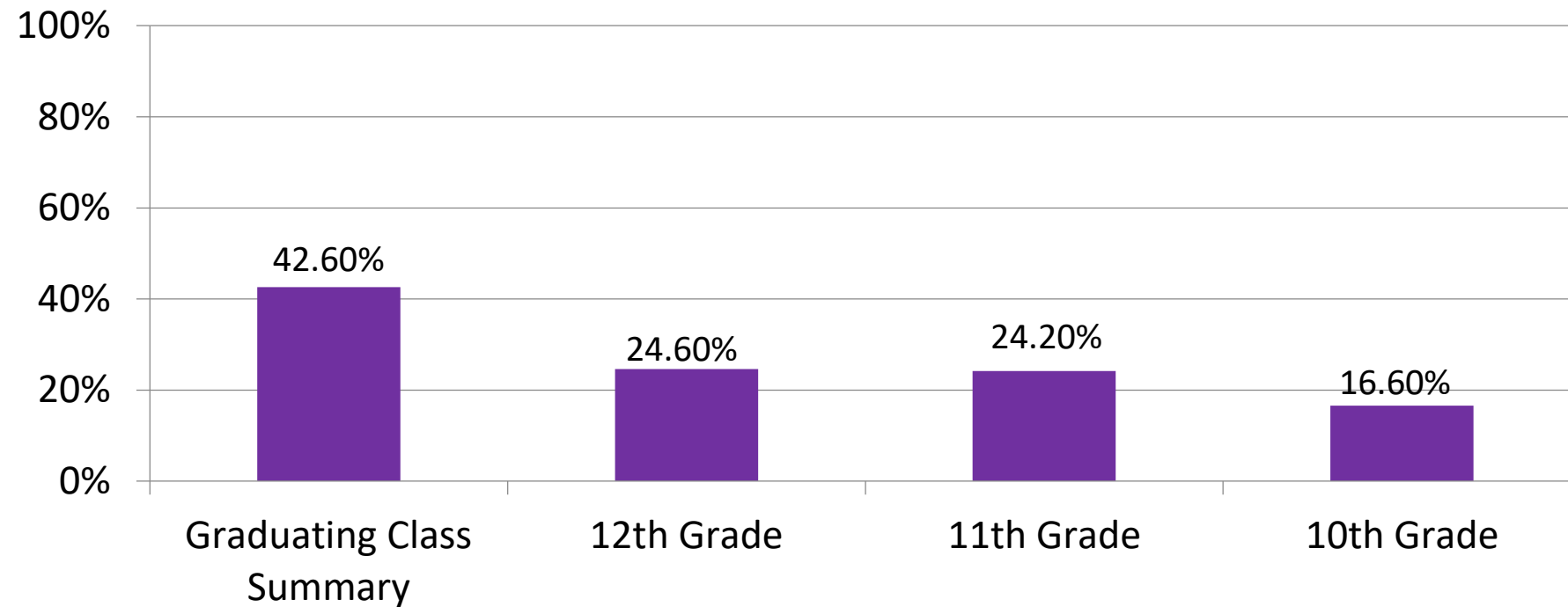
[illegible]

2011-2021 PAHS AP Scholars



International Diploma not shown (first awarded in 2017 at PAHS)

2021 Equity & Excellence



Percentage of school's seniors who scored 3 or higher on at least one AP Exam at any point during high school.

Number of AP students per grade level who scored 3 or higher on at least one AP Exam this year divided by the total number of students in each grade.